

INSPIRED BY AUSTRALIA'S MOST SPECTACULAR LANDMARK, AYERS ROCK.

Porcelain Tile & Mosaic

DURASTONE™

AYERS ROCK also known as ULURU, Australia's most spectacular natural landmark, is a large sandstone rock located in the Northern Territory, central Australia. As the seasons change and the light strike its surface at different times of the day, the rock appears to change colour, in a wide variety of shades. Sunset is a particularly remarkable sight when it briefly glows a fiery red. Although rainfall is uncommon in this semiarid area, during wet periods the rock acquires a silvery grey colour, with streaks of black algae forming on the areas that serve as channels for water flow.

TECHNICAL DATA SHEETS

CONTENTS

General Product Information	page 2
ECO Friendly and Recycle & LEED	page 3
Main Products Features	page 4
Technical Specification	page 5
10 Year Product Warranty	page 6
General Cleaning and Maintenance	page 7
Unglazed Matt Surface Stain Resistance	page 8
Packing information	page 9
Marketing Support	page 10



DURASTONE™

Unglazed, Double Loading, Rectified, Full Body Porcelain Tile

The Collection

Inspired by AYERS ROCK also known as ULURU an icon of Australia's natural beauty, Durastone is a superb collection of porcelain tiles with outstanding quality and performance. A statement of strength and reliability with evocative characteristics, the nature of stone has proven throughout time to be a favorite, the feel, the colours and the textures. These qualities have remained timeless for thousands of years, while today they shape cutting edge design and contemporary life style.

The Durastone range is available in 12 colours, 6 different surface finishes and great size options from small mosaics to large tiles, suitable for almost any applications and occasions. Soft variation in the shade waves and pattern movement offers the tiles the most distinctive, elegant and natural stone appearance.

Durastone is available in a wide variety of sizes.

Standard product sizes are:

1200x600mm, 900x600mm, 800x800mm, 800x400mm, 600x600mm, 300x600mm, 400x400mm, 300x300mm and 150x600mm, with additional option of non standard sizes and shapes available on indent basis.

Complementary mosaics are available for the Durastone range in a variety of formats, please view Everstone's product catalogue.

ECO-Friendly

Durastone is an environmentally friendly product. Reduce, Reuse and Recycle techniques are commonly used throughout the entire production.

Durastone is made using a double loading process, this consists of two very distinctive layers of clay pressed together and fired at a high temperature, to form one solid full body porcelain tile. The thin top layer makes up the true colour and surface finish of the tile, requiring less colour pigment additives. The remaining body of the tile is made from natural clay allowing recycled or broken tiles to be added to the mix. Durastone is truly an eco-friendly tile, made with approximate 15% recycled material.

Selection

When selecting a tile it is important to consider technical and practical suitability, not purely a pleasing aesthetic effect. Due to the extended range in surface finishes, sizes and colours, it is important to pay close attention and care in selecting a tile for each individual job. The correct decision will ensure the best result and performance of the final installation. Please consult your local distributor for assistance if you have any doubts or questions.

Installation

Due to the inherited characteristics resulting from kiln firing and the manufacturing process of porcelain tile, Durastone is designated under V2 Aesthetic Class when classified against international standard Shade Rating table. If you have particular colour or batch preferences please consult your local distributor for assistance before installation. Following the instructions on the tile packing, all tiles must be checked and inspected before fixing. The use or installation of the product is considered approval of the material and no claim will be accepted. Durastone tiles can be cut with a standard score and break tile

cutter. Where a special or sharp shape of particular accurate measurement is required, a wet saw is highly recommended to achieve the best result. Tile adhesive and grout materials must conform to local current standards and be recommended by the qualified and reliable adhesive manufacturer based on the application requirements. Tile adhesive, grout or any joint filling materials must not be left on the surface of the tiles to cure. Residue on the tile surface must be cleaned thoroughly before setting. Failure of this may cause the grout to stain and residues difficult to be removed afterward.* Recommended grout joint for general tiling propose is 3mm. Movement joints must be provided throughout the work to conform to local standards. For running brick bond patterns, we recommend a maximum 33% offset.

* For ease of cleaning we recommend using a GROUT HAZE CLEAN UP for cement grouts and SEALING and COATING REMOVAL for epoxy grouts (Both products are available from Aquamix. Similar products are available from other leading brands).

Maintenance

Please refer to Everstone EVgeneral-003-Maintenance-and-cleaning-all-surface-porcelain-tiles.pdf for information, as to the care of this collection. For general tiling applications, Durastone does not require sealing. Nevertheless, for some specific applications or special installation conditions we do recommend a sealing treatment for ease of cleaning and maintenance. In this case a professional contractor should perform the job, selecting the correct Surface Sealer for the specific application.

Colours

Our colour range is a reflection of the natural beauty within the Australian landscape. Each of the 12 colour options reflects natural earth tones. There is bound to be one that echo's your style.

Finishes

All colours are produced in six different surface finishes, allowing seamless colour blending throughout internal and external surface areas. With a wide variety of finishes Durastone meets most international building safety requirements for both residential and commercial applications.



DURASTONE™

Unglazed, Double Loading, Rectified, Full Body Porcelain Tile

RECYCLED CONTENT

LEED Material Resources Credit 4.1/4.2

The Durastone Range of Porcelain tiles are manufactured through the Double Loading process; this process allows the introduction of different colour materials into the bottom layer of the tile without jeopardizing the quality of the exposed finished top layer.

The following approximate percentage of waste mass are collected during the process:

- Powder particles – 2% to 5%
- Water purification – 2% to 5%
- Rejected product – 5% to 10%


Due to the different colours of tiles manufactured, the introduction of these recyclable components in high quantity will vary according to the colour manufactured at the time. Any unusable recycled product is stored and introduced again into the process later on. In general, this will allow an average recyclable content of 15% in volume.

Method of collection:

Powder particle - These are collected throughout the pressing area through an automatic air suction shield system and introduced back into the original powder system.

Water purification - The waste produced during the Crushing, Grinding, Cutting and Rectification manufacturing process is all pumped into a collection tank where by means of a high pressure Mud Press, water and mud are separated. This allows not only for the extracted water to be recycled into the main system water line, but also for the mud to be reintroduced into the first stages of the clay process.

Rejected products - any faulty product is fed through a rotary crusher, pulverizing all faulty tiles. These are also fed back into the Main Crusher Drums.




DURASTONE™

Unglazed, Double Loading, Rectified, Full Body Porcelain Tile

MAIN FEATURES

- DURASTONE™ TILE - a superior porcelain collection manufactured by EVERSTONE Ceramic Co. Ltd., fully complying with ISO 9001-2000 INTERNATIONAL CERTIFICATION requirements, for guaranteed high-quality production results.
- Each DURASTONE™ TILE has been designed by greatly replicating the natural beauty of stone and its outstanding performance in hardness, strength and reliability. This range is offering you a fantastic choice in colours, textures and sizes, With a top slip resistant ratings of R12 (Oil-Wet Ramp Test), this product can genuinely meet the needs and requirements of internal and external applications for all residential and commercial areas.
- DURASTONE™ TILE is a Green Environment friendly product. It consists of two very distinctive layers of clay, which are pressed together and fired at high temperature to form one solid full body porcelain tile. The thin top layer, which makes up the true colour and surface finish of the tile, requires less additives and colour pigment while the remaining tile body is in natural clay allowing recycled broken tile to be added to the mix.
- All tiles are full body porcelain manufactured.
- Available in 12 standard colours and 6 surfaces - Polished, Honed, Matt, Brushed, Rockface and Stream.
- Suitable for application internal & external - wall & floor
- Slip resistant - Matt: R10, Brushed/Rockface: R11 and Stream: R12.
- Different sizes are available for special order (subject to min qty). Larger rectangular sizes up to 1200x600(48"x24") and square sizes up to 800x800 (32"x32").
- Full range of DURASTONE™ tile samples are available from all Everstone official distributors, or please contact Everstone Sydney head office directly, info@everstone.com.



STANDARD SIZES TEXTURES & ACCESSORIES		
COLOUR	SIZE	TEXTURES
TILES BOTTICINO / SAND BEIGE / OLIVE / NOCE / COCO CHOC / LATTE / CHARCOAL / CONCRETE ASH GREY / CREMA LUNA / STEEL GREY	1200x600mm(48"x24") 900x600mm(35"x24") 800x800mm(31"x31") 800x400mm(31"x16") 600x600mm(24"x24") 400x400mm(16"x16") 300x600mm(12"x24") 300x300mm(12"x12") 100x600mm(4"x24") 150x600mm(6"x24") 150x150mm(6"x6")	POLISHED, HONED, MATT, BRUSHED, ROCKFACE, STREAM
ACCESSORIES – STAIR TREAD IN ALL COLOURS (fabricated mitred edge)	300x300mm(12"x12") 300x600mm(12"x24")	POLISHED, HONED, MATT
ACCESSORIES – STEP TREAD IN ALL COLOURS (half bullnose edge)	300x300mm(12"x12") 300x600mm(12"x24")	POLISHED, HONED, MATT
ACCESSORIES – SKIRTING IN ALL COLOURS (half bullnose or pencil edge)	100x300mm(4"x24") 100x600mm(4"x24")	POLISHED, HONED, MATT
ACCESSORIES – COVE SKIRTING IN ALL COLOURS (fabricated)	100x300x25mm(4"x12"x1") 100x600x50mm(4"x24"x2")	HONED, MATT

DURASTONE™

Unglazed, Double Loading, Rectified, Full Body Porcelain Tile

10 YEAR LIMITED PRODUCT WARRANTY

The Durastone™ Tile range is manufactured by Everstone Porcelain factory and has been tested to meet production specifications set out by International Standards.

Everstone offers this limited product warranty for the Durastone™ range against defects for a maximum period of ten (10) years, from the date of delivery.

Applicable conditions of this limited product warranty are as follows:

1. This limited warranty relates only to the purchase of the Durastone™ range of tiles and does not apply to installation.
2. The tiles shall be used and fixed to standard floors and walls and as fit for their purpose. For special applications requirement, please consult Everstone.
3. Polished porcelain tiles may vary in pattern and shade; this is a common characteristic due to the double loading manufacturing process. The surface could even appear hazy or cloudy; variations to the shine of an area will only appear visible when a direct source of light, mostly sunlight, reflects at an angle across the tile and may not always reflect a mirror image.
4. All kiln fired ceramic or porcelain products are subject to surface, size and shade variation. All tiles must be thoroughly inspected for manufacturing defects prior to installation. Everstone will not accept liability for any such claim after the tiles have been laid.
5. The performance of the Durastone™ tiles is unlimited if regular cleaning and maintenance routine is kept. Any food, liquid or chemical spill must be cleaned away immediately to prevent harsh staining. It is possible for foreign substances to leave slight discolouration on the tiles if left unattended for prolonged time periods. This limited warranty does not cover deterioration to the product due to improper use, or incorrect cleaning systems.
6. If any claim is made under this limited product warranty, it is Everstone's sole discretion to replace the goods (if same product is still available); or supply equivalent goods (to the same value); or refund the purchase price. The claim will be limited only to the value of the material supplied by Everstone and only to the defective material. Everstone under no circumstances will be liable for loss of profit, any consequential damages, or liable for labour to remove and re-install tiles.
7. All claims must be confirmed in writing to Everstone within 30 days of the detection of any alleged manufacturing defect.



DURASTONE™

Unglazed, Double Loading, Rectified, Full Body Porcelain Tile

DURASTONE GENERAL CLEANING AND MAINTENANCE

In general a floor with Durastone tiles will maintain its beauty long after it is installed. To keep it as the day it was put in, a regular routine maintenance is usually sufficient. Common household cleaners are generally sufficient if a good cleaning routine is kept. There are many neutral cleaners available on the market, which are effective for the regular maintenance and cleaning of Porcelain products. It is important that the cleaner used has non-oil, non-animal fat, non-soap bases. Cleaners with these components may cause problems due to residues left behind in the cleaning process, which may trap dirt. For best results, please read the recommended instructions supplied by the cleaning product manufacturers. Generally we can recommend the following instructions for different surface finishes.

GENERAL REQUIREMENTS:

For moderate soiling:

1. Sweep, using a soft, natural-bristle broom or vacuum floor of debris.
2. Apply cleaning product as per manufacturer instruction.
3. Allow enough time for the detergent solution to act on the soil load.
4. Rinse thoroughly with clean, clear water to remove the dirty detergent solution and emulsified soil.
5. Remove any remaining water with a wet vacuum, dry mop or absorbent fabrics.

For heavy soiling:

1. Sweep or vacuum floor of debris.
2. If there are deeply soiled or stain-appearing spots on the surface of the tile, one should first attempt to identify them and pre-treat. Different surface contaminants require different cleaning methods and chemicals. The use of a micro fibre sponge can assist in removing stubborn spots.
3. Scrub with cleaning compound and floor machine equipped with abrasive pad or stiff, natural-bristle brush. For residential and small areas, use a scrub brush.
4. Remove the dirty cleaning solution with a wet vacuum and rinse with clean water. In residential or small applications this may be done with a clean mop. To thoroughly remove the cleaning agent from the surface, it may be necessary to rinse the floor more than once.
5. Remove excess water from the floor.

POLISHED & HONED

Durastone Polished and Honed tiles go through an additional grinding stage where the surface is worked mechanically to achieve a very flat and shining or matt surface texture. These surfaces require some extra care, especially when light colours have been selected.

1. All spills should be cleaned as quickly as possible.
2. Always follow the detergent manufacturer recommendation
3. Neutral Ph cleaner are recommended as Acid or Alkaline based detergent or cleaning solutions will tend to damage the processed tile surface.

TEXTURED

Durastone porcelain tiles with textured surfaces offer an excellent safety feature in reference to their higher degree of slip-resistance; however they require a slight variation in cleaning procedure.

Due to the undulation and texture of the tile surface, it will be necessary to "reach" the soil that rests on the low points of the tile. Standard wet mopping will not be completely effective in cleaning these textured surfaces.

1. Sweep or vacuum floor. If sweeping, use a soft bristle broom. The choice of brush bristles is important because a strong, thorough bristle action is required to remove debris. Sweep in two directions. First, follow the direction of the tile, and then sweep diagonal to the tile to ensure complete removal of all foreign material.
2. Apply cleaning product as per manufacturer instruction. Use a scrub machine or bristle brush to scrub, once again using a cross-action pattern to ensure soil removal.
3. Rinse the floor with clean water and remove with a wet vacuum or dry toweling so as to eliminate dirty water from escaping into the low points of the surface. Note: Frequency of maintenance and type of procedure will depend on several factors including pedestrian traffic, weather conditions, walk-off mats, colour of floor (lighter floors show more soiling) and environment. Please take these conditions under consideration when planning your maintenance schedule.

PRECAUTIONS & SAFETY MEASURES

- When a scouring powder is used, test this on a small area or a sample tile before starting the entire project.
- Use only the recommended dilution of detergent. Higher concentration of detergent may make rinsing difficult.
- Always follow the cleaning product manufacturer's instruction on the labels.
- Scrub with a nylon pad or a bristle brush.
- Rinse thoroughly with clean water to remove the dirty detergent solution, if left to dry, this will form a coating which is very difficult to remove.



DURASTONE™

Unglazed, Double Loading, Rectified, Full Body Porcelain Tile

DURASTONE NATURAL UNGLAZED SURFACES

We are constantly being asked about the non-staining performance quality of our Durastone Tile series. It is with confidence that we would like to confirm that the Durastone Unglazed Porcelain Tiles are produced under strict quality control to meet high World Standards.

The low water absorption characteristics classify these as fully impervious tiles, making them suitable for most applications. Additionally international tests are performed through Qualified Independent Laboratories to fully support and confirm the quality standards of this product range.

The unglazed Matt tile is one of the most specified surfaces manufactured by Everstone Porcelain Factory, with the most demand and requiring in our full production range. These products are distributed worldwide and their application ranges from domestic installation such as living areas and bathrooms to high traffic commercial areas where performance requirements are much more stringent.

Generally it is accepted that untreated surfaces of any unglazed tiles will have some superficial porosity. This type of surface finish requires a stricter on-going post-installation cleaning regime. The method and in some cases the cleaning solutions used will vary depending on the actual colour of the tile selected.

Usually, light colour tiles show markings, while the dark tiles show stains. Nevertheless, all ordinary stains can be removed from a porcelain tile.

The use of a correct detergent or other product such as the 'Magic Eraser' can assist with stubborn markings. Most of the time, any stubborn stain problem is related to inadequate use of or incorrect detergent selection, all factors that determine how effective the cleaning process is.

For more specific support, please contact your local dealer or supplier. We will participate in addressing any further questions through them.



DURASTONE™

Unglazed, Double Loading, Rectified, Full Body Porcelain Tile

PRODUCT PACKING INFORMATION

sheet EVT-001.V2013

* The information on large size items will be advised after 1st July 2013.

* For Durastone Mosaics packing information, please contact Everstone sales office or your local authorized distributor.

Format	Quantity per Box				Quantity per Pallet		
TILE (nominal sizes)	Pieces	Sqm	Texture	Kg (Lbs)	Boxes	Sqm	Kg (Lbs)
Hexagon Tile 600x520 (24"x20.5")	6	1.404 m2	Polished/Honed	28.8 (63.5)	32	44.93 m2	922 (2033)
			Matt/Brushed/ Rockface/Stream	33.4 (73.6)	28	39.31 m2	935 (2061)
600x600 (24"x24")	4	1.44 m2	Polished/Honed	29.3 (64.6)	36	51.84 m2	1055 (2326)
			Matt/Brushed/ Rockface/Stream	34.0 (75.0)			1224 (2700)
300x600 (12"x24")	6	1.08 m2	Polished/Honed	22.1 (48.7)	56	60.48 m2	1237 (2727)
			Matt/Brushed/ Rockface/Stream	25.7 (56.7)	48	51.84 m2	1235 (2722)
300x300 (12"x12")	10	0.90 m2	Polished/Honed	18.5 (40.8)	66	59.40 m2	1222 (2693)
			Matt/Brushed/ Rockface/Stream	21.5 (47.4)			1420 (3128)
150x600 (6"x24")	12	1.08 m2	Polished/Honed	22.1 (48.7)	48	51.84 m2	1062 (2338)
			Matt/Brushed/ Rockface/Stream	25.7 (56.7)			1235 (2722)
100x600 (4"x24")	18	1.08 m2	Polished/Honed	22.1 (48.7)	48	51.84 m2	1062 (2338)
			Matt/Brushed/ Rockface/Stream	25.7 (56.7)			1235 (2722)
100x300 (4"x12")	30	0.90 m2	Polished/Honed	18.5 (40.8)	66	59.40 m2	1222 (2693)
			Matt/Brushed/ Rockface/Stream	21.5 (47.4)			1420 (3128)
150x150 (6"x6")	44	0.99 m2	Polished/Honed	20.4 (45.0)	60	59.40 m2	1222 (2693)
			Matt/Brushed/ Rockface/Stream	23.8 (52.5)			1420 (3128)

DURASTONE™

Unglazed, Double Loading, Rectified, Full Body Porcelain Tile


DURASTONE MARKETING TOOLS



SAMPLE FOLDER



CATALOGUE



EXTENDED SAMPLE FOLDER



EXTENDED CATALOGUE



HEXAGON TILE & MOSAIC DISPLAY



SAMPLE TILES



CROSSTOWER